

When walking in the countryside please remember that paths may be a little rough underfoot and on occasions muddy.

Please ensure that you have suitable footwear and clothing, and carry a bottle of water especially in warm weather.

Always close and fasten gates behind you and ensure that dogs are kept on a lead at all times.

Please stay on the signposted/way marked paths.

This leaflet is intended as a guide only; map is not to scale. For a detailed description of this & other footpaths & bridleways in the area refer to OS Explorer Map 339 (Kelso, Coldstream & Lower Tweed Valley) - available from Heatherslaw Gift Shop.

Find & follow us!






@FordandEtal



#fordandetal
fordandetal

Heatherslaw Visitor Centre 01890 820338
tourism@ford-and-etale.co.uk www.ford-and-etale.co.uk



Heatherslaw to Etal Village


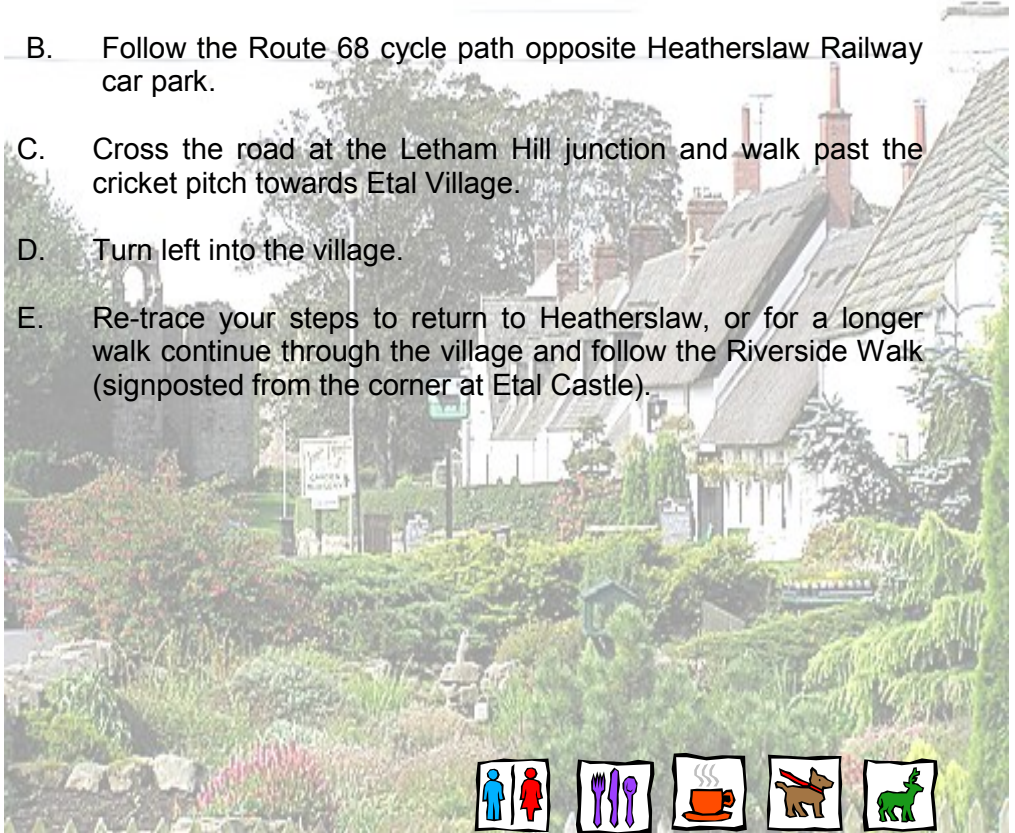
Distance: 2 miles
Grade: Easy

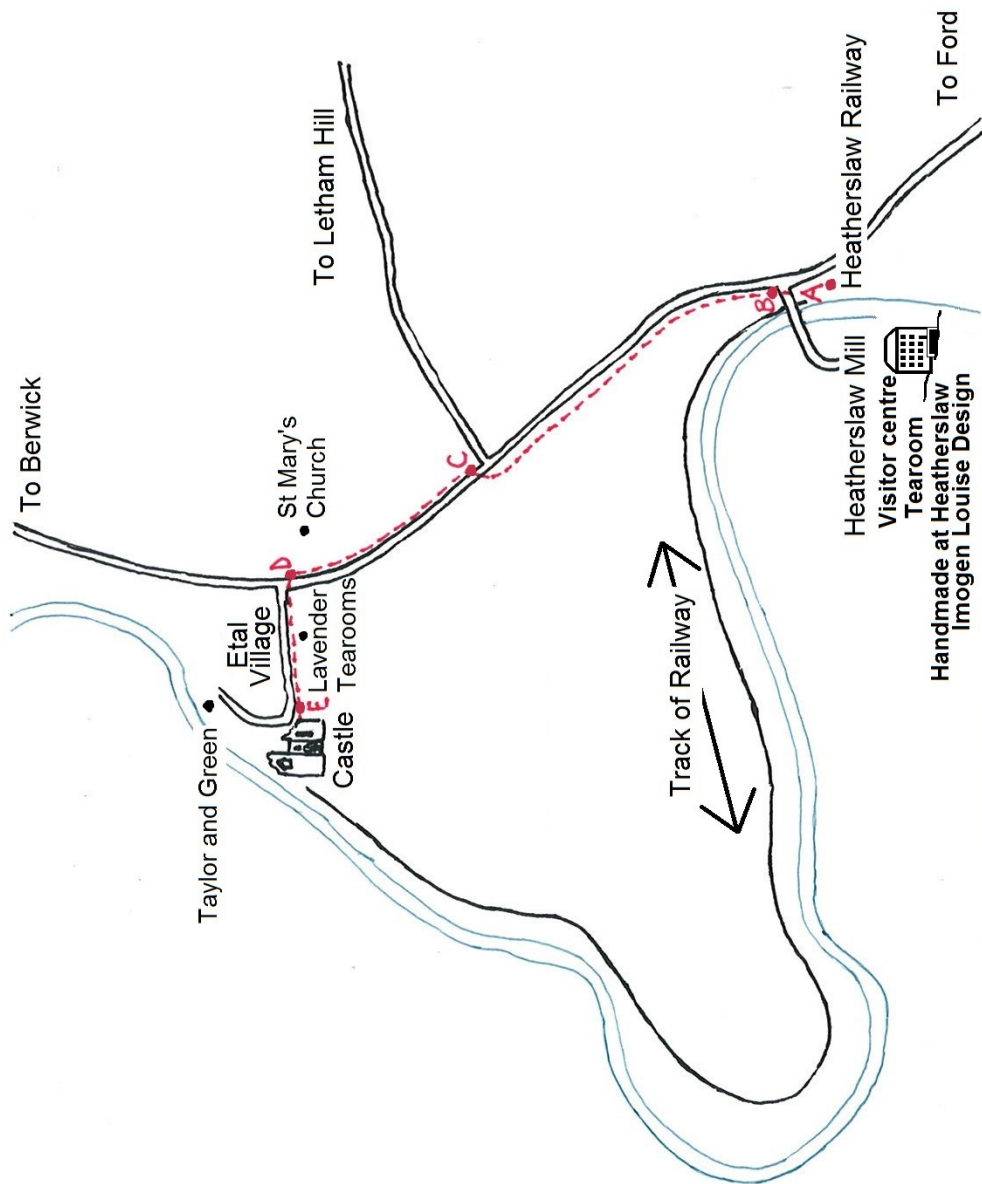
Suggested donation for this leaflet 20p

Follow the directions below in conjunction with the map overleaf and the colour coded way-markers along the route (as shown above)

This is a linear route.

- Start/finish at the car park beside Heatherslaw Railway.
- Follow the Route 68 cycle path opposite Heatherslaw Railway car park.
- Cross the road at the Letham Hill junction and walk past the cricket pitch towards Etal Village.
- Turn left into the village.
- Re-trace your steps to return to Heatherslaw, or for a longer walk continue through the village and follow the Riverside Walk (signposted from the corner at Etal Castle).





Refreshments and things to see along the way:

Heatherslaw

Heatherslaw Light Railway
Steam railway to Etal, a return journey of 50 minutes

Heatherslaw Cornmill
*A fully operational water mill,
 open to the public late March-end October*

"Hand Made at Heatherslaw" Craft Studio and Shop

"Imogen Louise Design" Studio and Shop

Visitor Centre

Tearoom

Gift Shop

En Route

Icelandic Horses and Hebridean (black) sheep grazing in the fields

Tillside Cricket Ground - and maybe a cricket match!

In Etal

Etal Castle
*operated by English Heritage, this haunting
 14th Century castle and exhibition room is
 open to the public April – October*

Taylor & Green Furniture Makers

Lavender Tearoom, Village Shop & Post Office
*snacks, light lunches, gifts & general provisions
 throughout the year. Post Office open Mon-Thur, 9am-1pm*

St Mary's Church